

*DIGITRON - Long Life 10 Digit End-Viewing
Cold-Cathode Numerical Register Tube

GR10K
(CV.5842)

Limit Ratings

Maximum cathode current	1.8 mA
Minimum voltage to ensure breakdown	150 V

Characteristics

Nominal running voltage at 1.4 mA	140 V
A cathode left floating will assume some potential between that of the anode and the glowing cathode.	

Recommended Operating Conditions

Under the recommended d.c. operating conditions with the cathodes switched sequentially every 24 hours, an average life of 10,000 hours can be expected.

D.C. operation

Anode supply voltage	$R_a = 82k\Omega$	250 V
	$R_a = 47k\Omega$	200 V

A.C. operation

(Unsmoothed half-wave rectified 50 c.p.s. a.c.)

Anode supply voltage -	$R_a = 82k$	200-220V r. m. s.
	$R_a = 120k$	220-250V r. m. s.

Filters

For many applications the use of a light filter may be advantageous. 'Circular polarized' filters (Type HNCP, supplied by Polarizers (U.K.) Ltd., 28, Stamford Street, London, S.E. 1) eliminate reflected light and improve contrast. Coloured filters of glass, Perspex or Gelatine can also be used to advantage, amber or red tinted filters making Long Life Digitrons appear identical with other Digitrons.

*Registered Trade Mark



GR10K
(CV.5842)

**DIGITRON - Long Life 10 Digit End-Viewing
Cold-Cathode Numerical Register Tube**

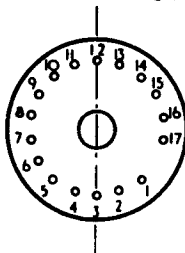
Mechanical Data

Mounting position
Base
Socket

Any
B17A
B17A

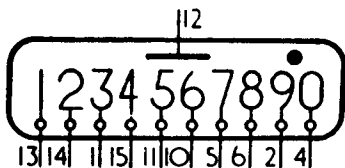
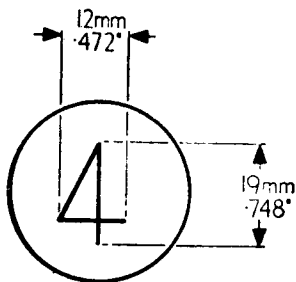
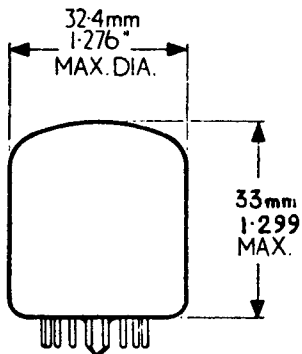
Base Connections
(underside view)

CENTRE LINE OF CHARACTERS



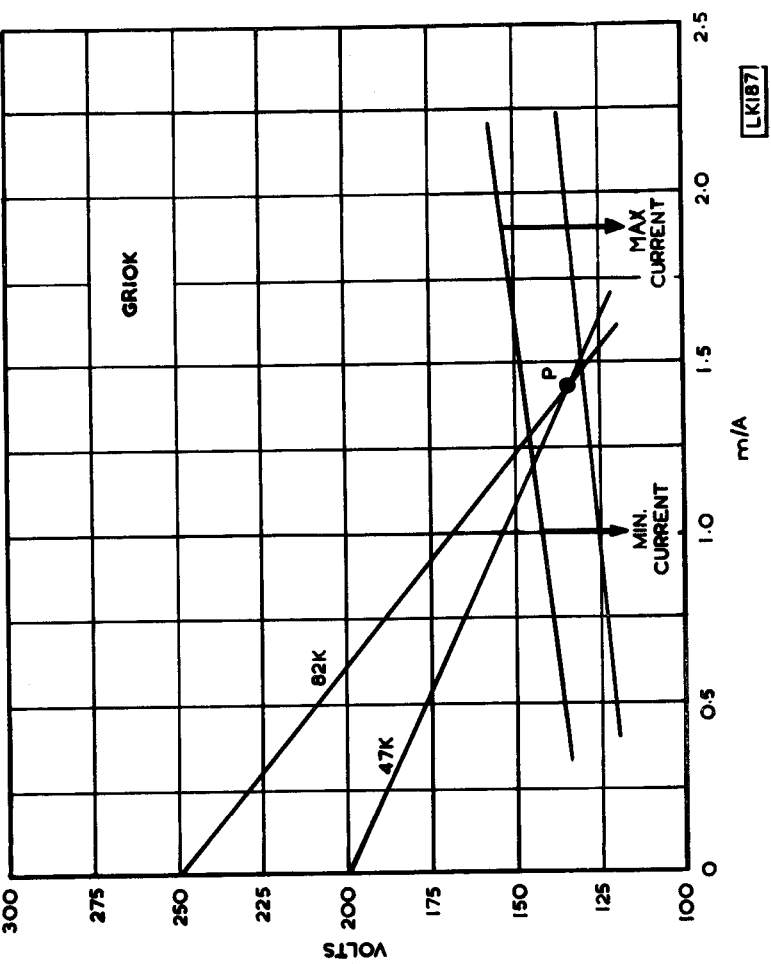
- Pin 1 Cathode 3
- 2 Cathode 9
- 4 Cathode 0
- 5 Cathode 7
- 6 Cathode 8
- 10 Cathode 6
- 11 Cathode 5
- 12 Anode
- 13 Cathode 1
- 14 Cathode 2
- 15 Cathode 4

Note: All other pins are to be left unconnected.



*DIGITRON - Long Life 10 Digit End-Viewing Cold-Cathode Numerical Register Tube

GR10K
(CV. 5842)



Operating Characteristics

*Registered Trade Mark



